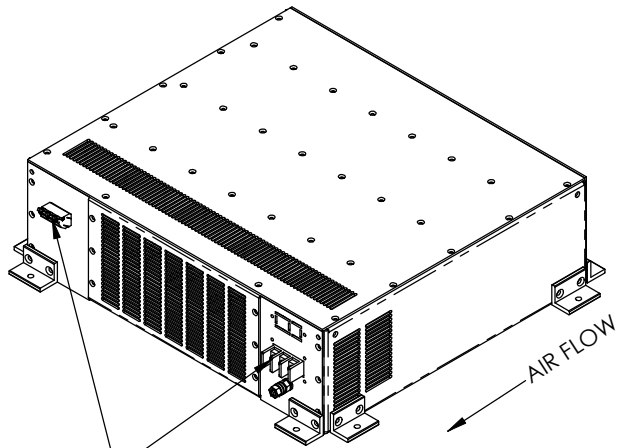
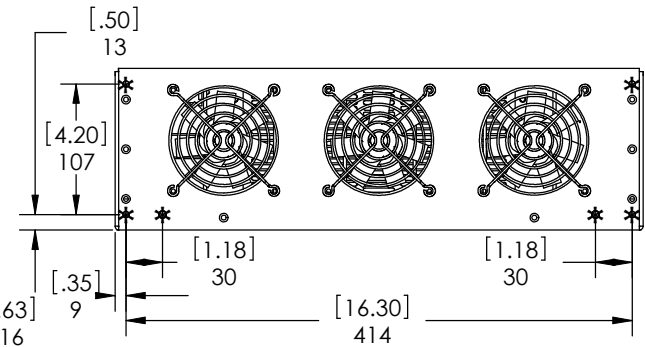
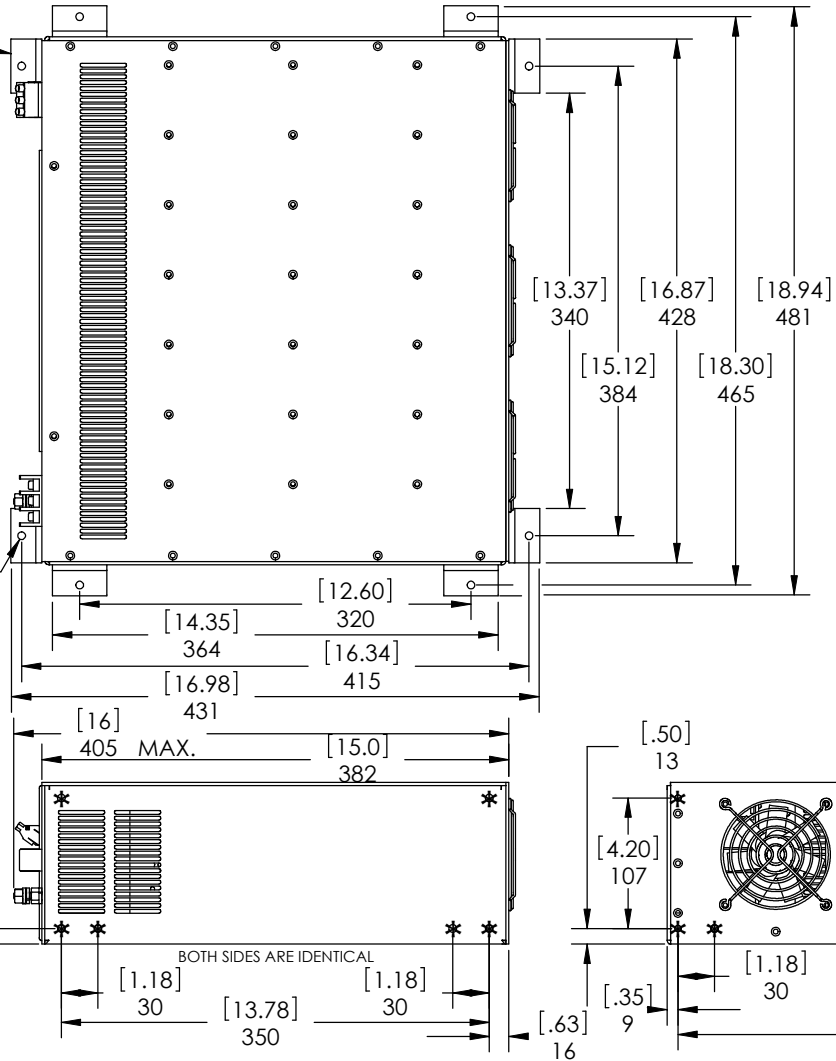
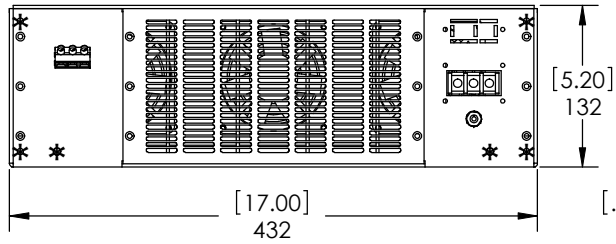


Mounting brackets can be installed along short or long sides
4 mounting brackets with fasteners are provided with the unit



Input / output configuration may vary.
It depends on application.

[.25]
Ø6 typ.



**M5 Threaded inserts for mounting brackets or
for other mounting options
Maximum screw penetration is 10mm
from outside surface of chassis

DIMENSIONS ARE IN MILLIMETERS
[INCHES] TOLERANCES ON
DECIMALS: XXX ± 0.2mm
XX ± 0.3mm
ANGLES: ± 2°
FRACTIONS: ± 0.4mm
UNLESS OTHERWISE STATED

THIS DOCUMENT IS THE PROPERTY
OF ABSOPULSE ELECTRONICS LTD.
ITS CONTENTS ARE PROPRIETARY AND
MAY NEITHER BE COPIED, REPRODUCED
NOR ITS CONTENTS DISCLOSED TO OTHERS
WITHOUT PRIOR WRITTEN AGREEMENT
FROM ABSOPULSE ELECTRONICS LTD.

Title: OUTLINE DRAWING
Model No: 3U7 Package

ABSOPULSE